


P3 How to Login to Talent LMS


Step 1



talentlms

Domain

NEXT



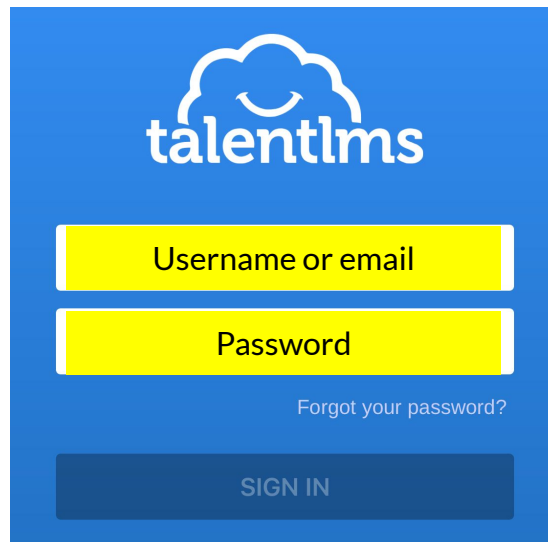
talentlms

Enter your branch URL

NEXT

1. When prompted to enter the Domain, type in your branch URL, then click on “Next”. Your branch URL is a designated web address emailed to your branch manager once your branch is set up.

Step 2



talentlms

Username or email

Password

[Forgot your password?](#)

SIGN IN

2. Type in your username or email and password and click sign in.